



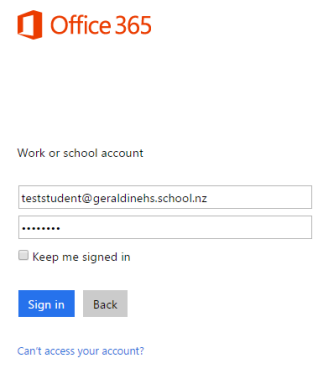
# Office 365

## STUDENT ADVANTAGE

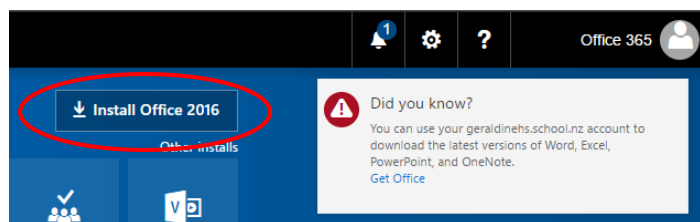
## Downloading Office on Personal Devices

The Student Advantage program grants students 5 free copies of the Office suite to use on their personal Windows or Mac devices.

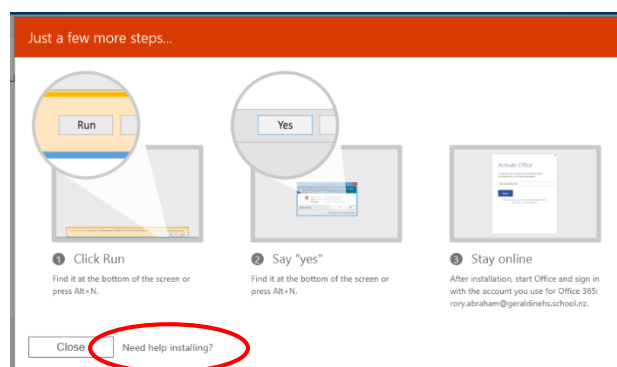
1. Head to [portal.office.com](https://portal.office.com) and enter your school email address and password and click Sign In.



2. In the top right hand corner, click Install Office 2016



3. Follow the steps shown (these steps will vary based on the type of device you have, but will be similar to installing any other software). If you require further assistance click "Need help installing?"



**If you have any issues downloading or installing Office, please let your teacher know.**